


**Revell®**

# '57 CHEVY NOMAD

7112-3800

The '57 Chevy Nomad is one of the favorite classics on the hot rod scene. It first gained notoriety when surfers popularized it to the point that the car became synonymous with the Southern California surfing lifestyle.

For hot rodders, it was the perfect car to customize. This classic hot rod features a modified small block V-8 engine, plus the latest modular wheels, radial tires and street machine styling.

**ENGLISH:** ASSEMBLY DRAWINGS SHOULD BE REVIEWED BEFORE PROCEEDING WITH CONSTRUCTION. A NUMBER IDENTIFIES EACH PLASTIC PART FOR YOUR CONVENIENCE. PAINT SMALL PARTS ON RUNNER BEFORE REMOVING. ALLOW PAINT TO DRY THOROUGHLY BEFORE CONTINUING ASSEMBLY OF KIT. SCRAPE CHROME OR PAINT AT AREA TO BE GLUED. WASH PLASTIC IN MILD DETERGENT SOLUTION. RINSE AND LET AIR DRY FOR BETTER PAINT AND DECAL ADHESION.

**FRANCAIS:** EXAMINER LES SCHEMAS D'ASSEMBLAGE AVANT DE COMMENCER LA CONSTRUCTION. UN NUMERO IDENTIFIE CHAQUE PIECE DE PLASTIQUE POUR PLUS DE FACILITE. PEINDRE LES PETITES PEICES SUR LE SUPPORT AVANT DE LES ENLEVER. LAISSER LA PEINTURE SECHER COMPLETEMENT AVANT DE CONTINUER L'ASSEMBLAGE.

**DU KIT.** GRATTER LE CHROME OU LA PEINTURE SUR LES SURFACE A COLLER. L'AVER LE PLASTIQUE DANS UNE SOLUTION DE DETERGENT LEGERE, RINCER ET LAISSER SECHER A L'AIR POUR UNE MEILLEURE ADHERENCE DE LA PEINTURE ET DES DECALS.

**ESPAÑOL:** DIBUJOS DE ENSAMBLAJE DEBEN SER REPASADOS ANTES DE SEGUIR CON LA CONSTRUCCION. UN NUMERO IDENTIFICA CADA PARTE DEL PLASTICO PARA SU CONVENIENCIA. PINTÉ PARTES PEQUEÑAS DEL KIT ANTES DE QUITARLAS. DEJE SECAR BIEN LA PINTURA ANTES DE SEGUIR EL ENSAMBLAJE. RASPE EL CROMO O LA PINTURA DEL SITIO ANTES DE SER PEGADO. LAVE EL PLASTICO EN UNA SOLUCION SUAVE DETERGENTE, ENJUAGUE, Y DEJE SECAR EN EL AIRE PARA MEJOR ADHESION DE LA PINTURA Y CALCOMANIA.

<b>A</b>	MATT BLACK	NOIR MATT	NEGRO MATE
<b>B</b>	SILVER	ARGENT	PLATA
<b>C</b>	METALLIC GRAY	GRIS METALLISE	GRIS METALICO
<b>D</b>	BLACK	NOIR	NEGRO

<b>E</b>	WHITE	BLANC	BLANCO
<b>F</b>	WOOD TAN	BRUN BOIS	TOSTADO MADERA
<b>G</b>	ORANGE	ORANGE	ANARANJADO



GLUE  
COLLE  
PEGA




NO GLUE REQUIRED  
LA COLLE N'EST PAS NECESSAIRE  
NO NECESITA PEGA



DO IT THIS MANY TIMES  
LE FAIRE CE NOMBRE DE FOIS  
HAGALO ESTA CANTIDAD DE VECES



OPTIONAL  
FACULTATIF  
OPCIONAL



APPLY DECALS  
COLLER LES DECALCOMANIES  
APLICAR CALCAS



SHOWN ASSEMBLED  
VU ASSEMBLE  
MOSTRADO ARMADO



CLEAR  
TRANSPARENT  
TRANSPARENTE



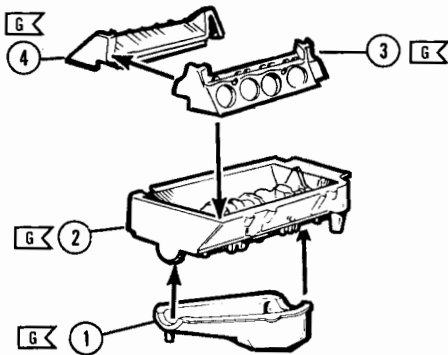
YELLOW  
JAUNE  
AMARILLO



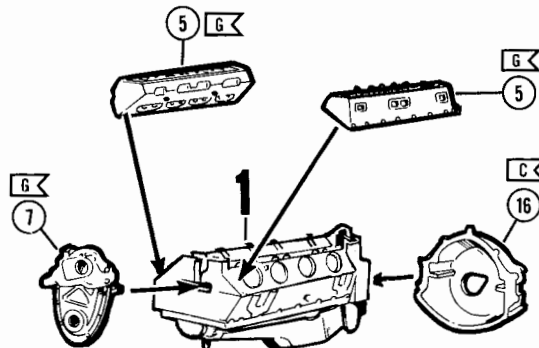
CHROME  
LE CHROME  
EL CROMO

**1**

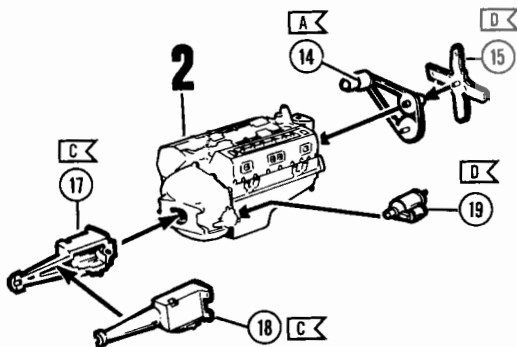
- 1 OIL PAN
- 2 LOWER BLOCK
- 3 UPPER BLOCK — LEFT SECTION
- 4 UPPER BLOCK — RIGHT SECTION

**2**

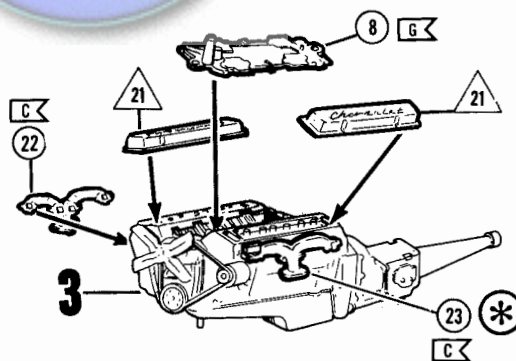
- 5 HEADS (2 PARTS)
- 7 WATER PUMP HOUSING
- 16 BELL HOUSING

**3**

- 14 FAN BELT AND PULLEYS
- 15 FAN
- 17 TRANSMISSION — LEFT HALF
- 18 TRANSMISSION — RIGHT HALF
- 19 STARTER

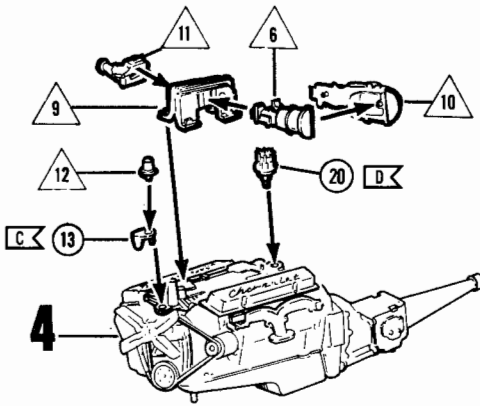
**4****5****?****6****7****8****4**

- 8 VALLEY COVER
- 21 VALVE COVERS (2 PARTS) (CHROME)
- 22 EXHAUST MANIFOLD — RIGHT
- 23 EXHAUST MANIFOLD — LEFT

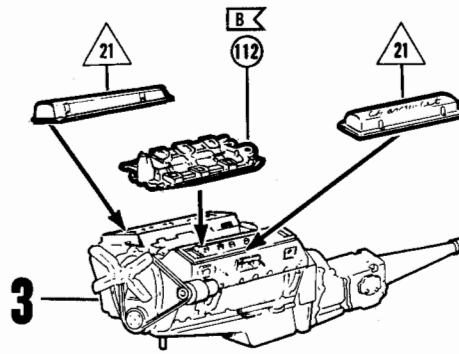


**5**

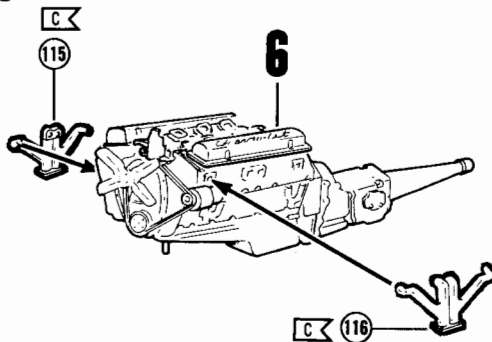
- 6 AIR CLEANER HALF (CHROME) 11 FUEL METERING UNIT (CHROME)  
 9 INJECTOR MANIFOLD (CHROME) 12 OIL FILLER CAP (CHROME)  
 10 AIR CLEANER HALF (CHROME) 13 FUEL FILTER  
 20 DISTRIBUTOR

**6**

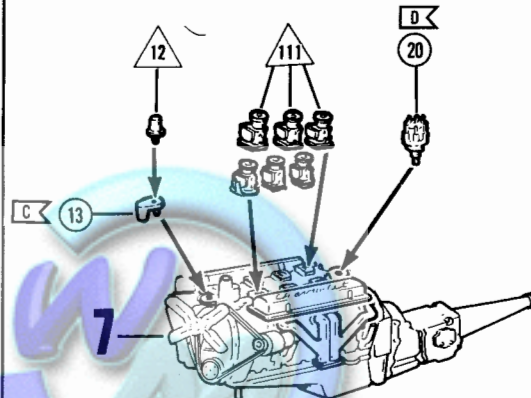
- 21 VALVE COVERS (2 PARTS) (CHROME)  
 112 INTAKE MANIFOLD

**7**

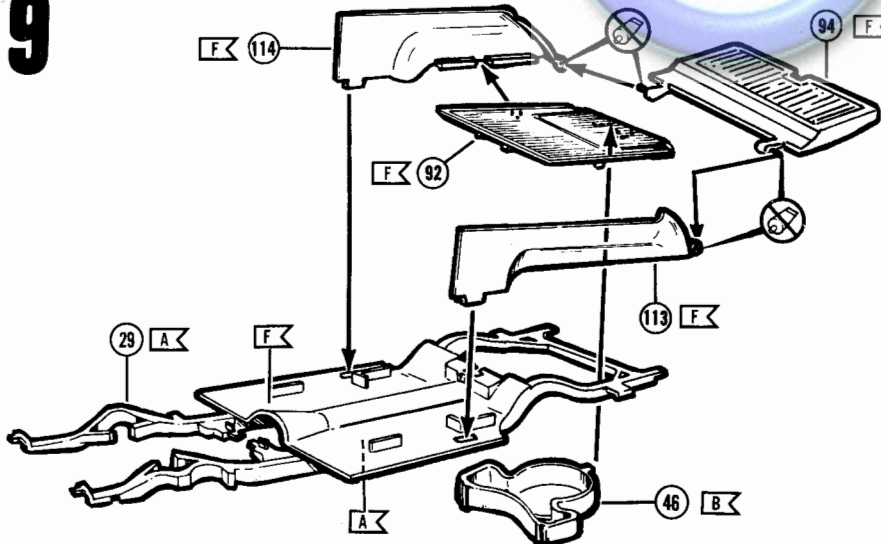
- 115 EXHAUST HEADER — RIGHT  
 116 EXHAUST HEADER — LEFT

**8**

- 12 OIL FILLER CAP (CHROME)  
 13 FUEL FILTER  
 20 DISTRIBUTOR  
 111 CARBURETORS (6 PARTS) (CHROME)

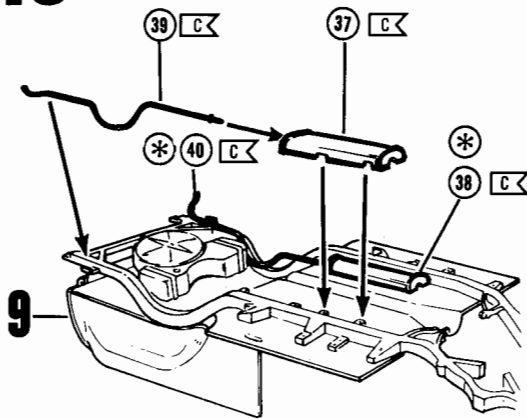
**9**

- 29 FRAME  
 46 FUEL TANK AND TIRE WELL  
 92 FLOOR PANEL — REAR  
 94 REAR DOOR PANEL  
 113 SIDE PANEL — LEFT  
 114 SIDE PANEL — RIGHT

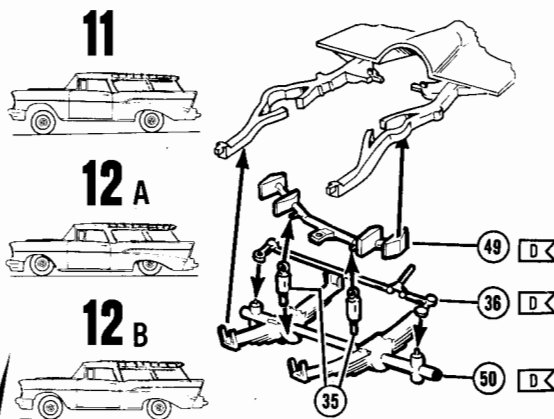


**10**

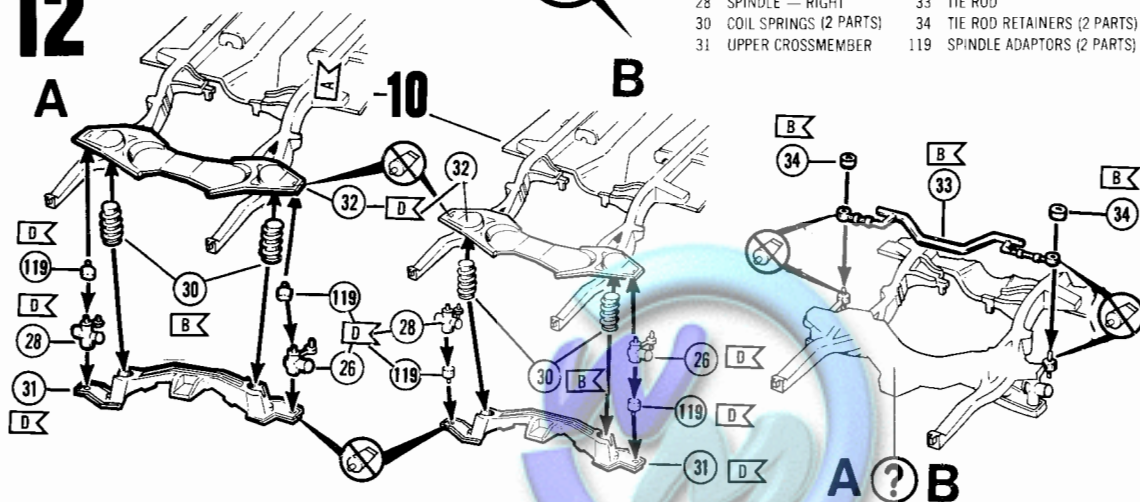
- 37 MUFFLER — LEFT  
38 MUFFLER — RIGHT  
39 TAILPIPE — LEFT  
40 TAILPIPE — RIGHT

**11**

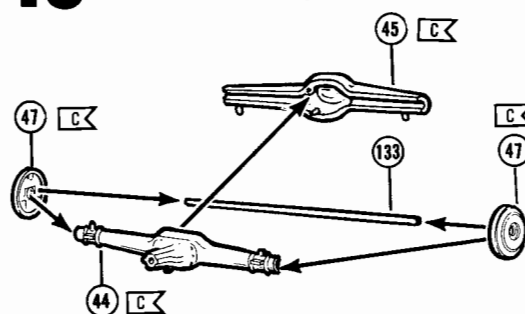
- 35 FRONT SHOCKS (2 PARTS)  
36 TIE ROD  
49 TUBULAR CROSSMEMBER  
50 TUBE AXLE

**12**

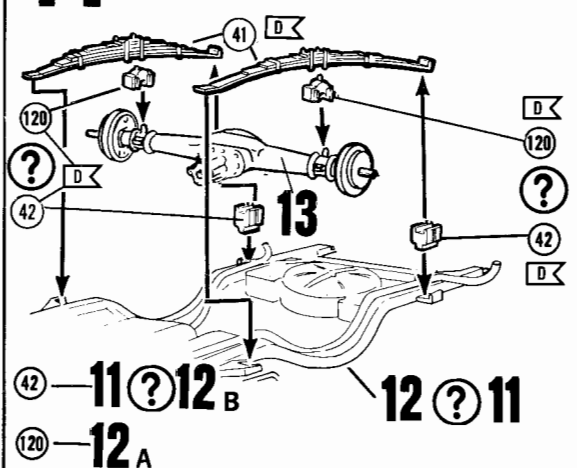
- 26 SPINDLE — LEFT  
28 SPINDLE — RIGHT  
30 COIL SPRINGS (2 PARTS)  
31 UPPER CROSSMEMBER  
32 LOWER CROSSMEMBER  
33 TIE ROD  
34 TIE ROD RETAINERS (2 PARTS)  
119 SPINDLE ADAPTORS (2 PARTS)

**13**

- 44 AXLE HOUSING — FRONT HALF  
45 AXLE HOUSING — REAR HALF  
47 BACKING PLATES — REAR (2 PARTS)  
133 AXLE

**14**

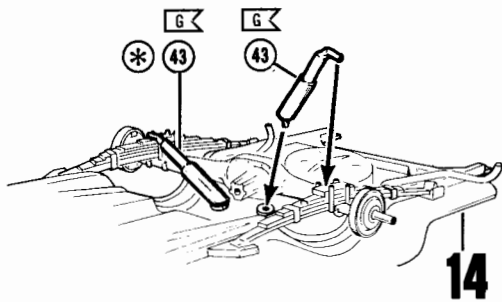
- 41 REAR SPRINGS (2 PARTS)  
42 SHACKLES (2 PARTS)  
120 LOWERING BLOCKS (2 PARTS)



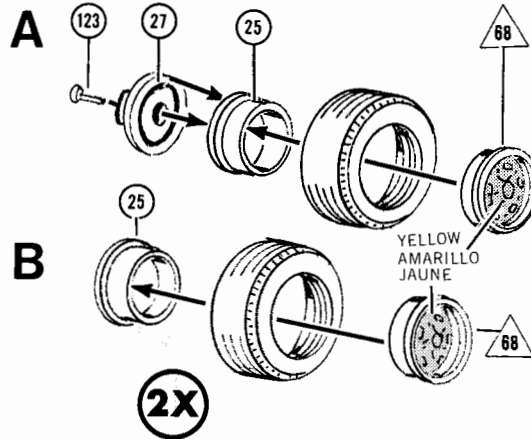
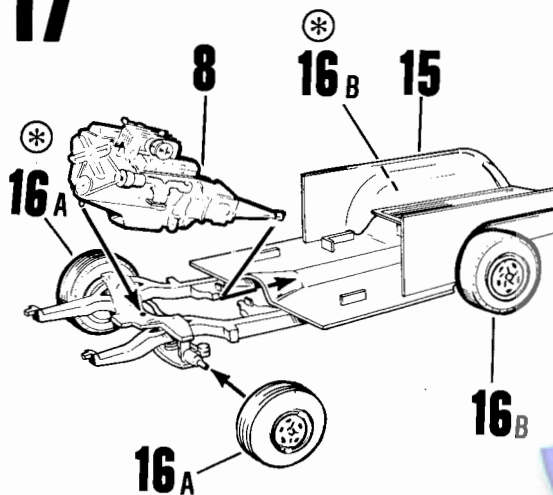


**15**

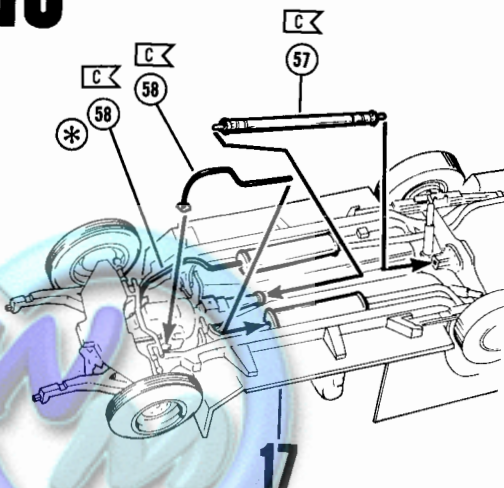
43 REAR SHOCKS (2 PARTS)

**16****(2X)**

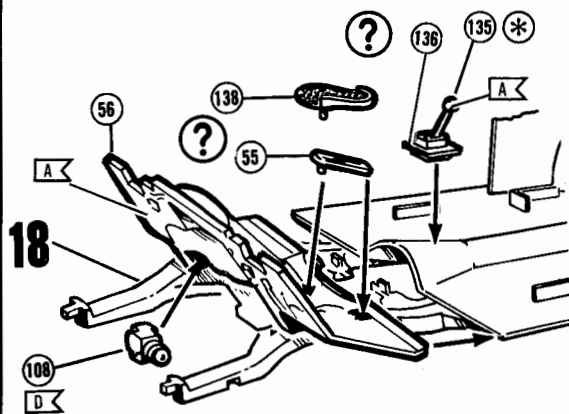
25 WHEEL RING (4 PARTS)  
 27 BACKING PLATES (2 PARTS)  
 68 WHEEL HALVES (4 PARTS) (CHROME)  
 123 RIVETS (2 PARTS)

**17****18**

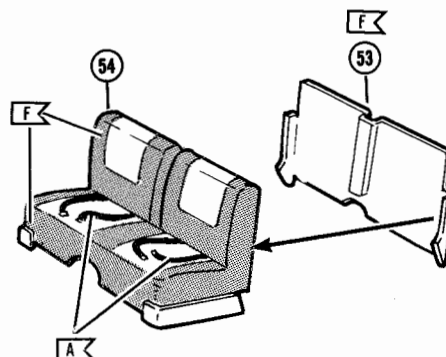
57 DRIVE SHAFT  
 58 EXHAUST LEAD PIPES (2 PARTS)

**19**

55 GAS PEDAL  
 56 FIREWALL  
 108 WINDSHIELD WIPER MOTOR  
 135 STICK SHIFT  
 136 ANSEN FLOOR PLATE  
 138 CRAGAR FOOT PEDAL

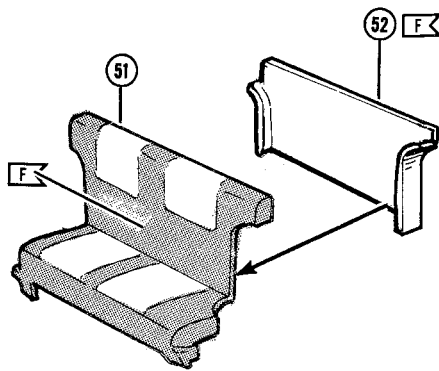
**20**

53 FRONT SEAT PANEL  
 54 FRONT SEAT

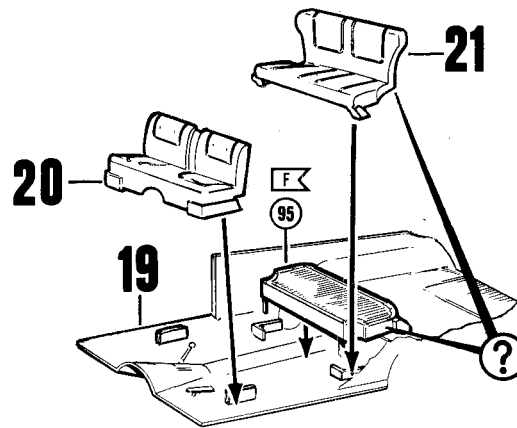


**21**

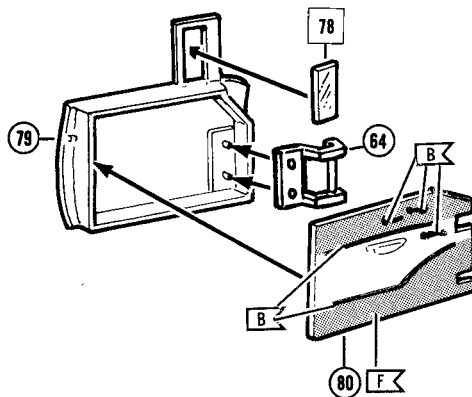
51 REAR SEAT  
52 REAR SEAT PANEL

**22**

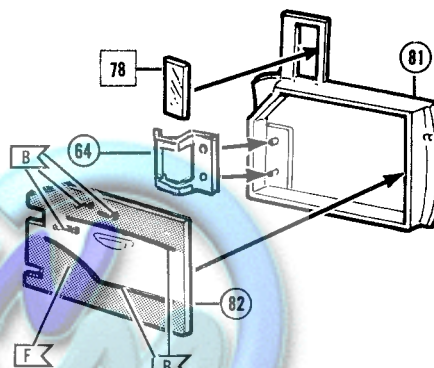
52 REAR SEAT PANEL  
95 CARGO FLOOR INSERT

**23**

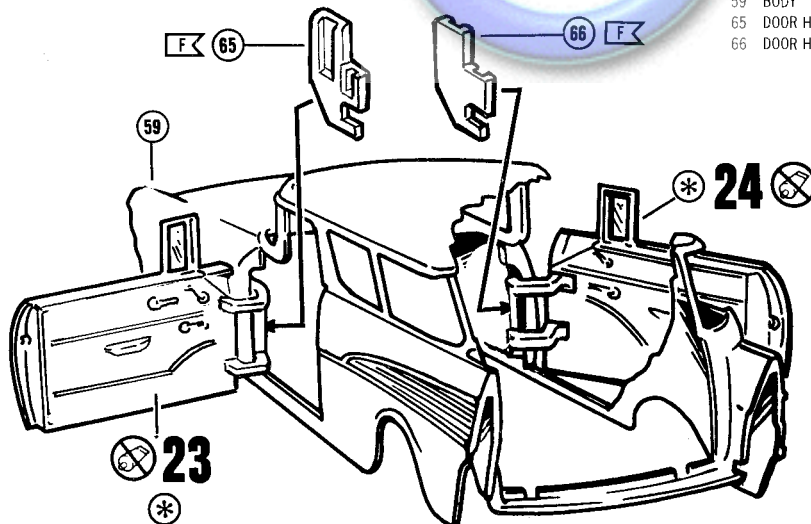
64 DOOR HINGE  
78 VENT WINDOWS (CLEAR)  
79 DOOR — LEFT  
80 DOOR PANEL — LEFT

**24**

64 DOOR HINGE  
78 VENT WINDOWS (CLEAR)  
81 DOOR — RIGHT  
82 DOOR PANEL — RIGHT

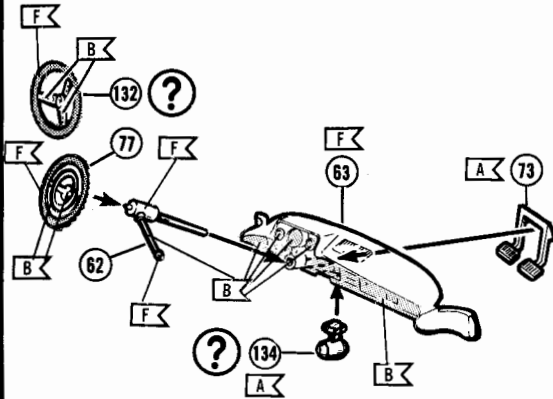
**25**

59 BODY  
65 DOOR HINGE RETAINER — LEFT  
66 DOOR HINGE RETAINER — RIGHT

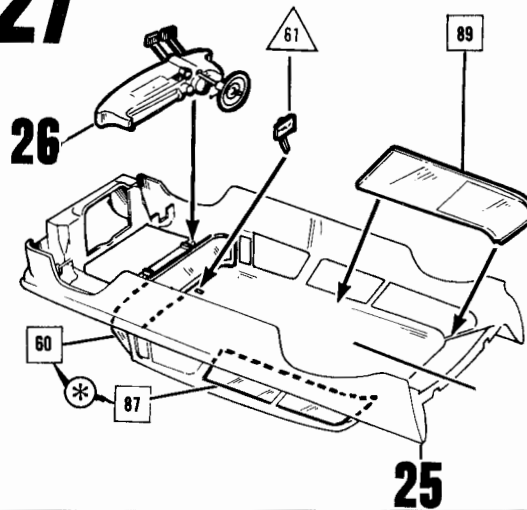


**26**

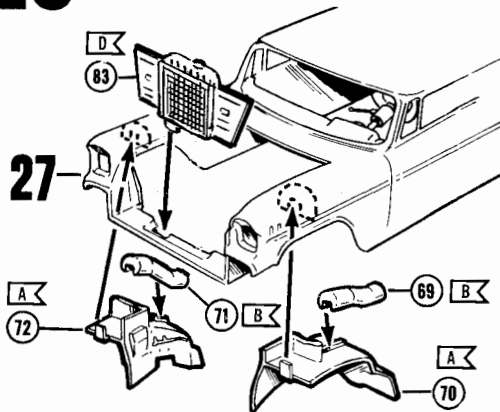
- 62 STEERING COLUMN  
63 DASHBOARD  
73 FOOT PEDALS  
77 STEERING WHEEL  
132 ANSEN STEERING WHEEL  
134 TACHOMETER

**27**

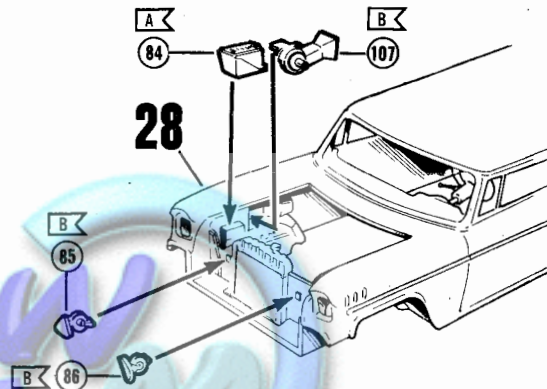
- 60 WINDSHIELD  
61 MIRROR(CHROME)  
87 SIDE WINDOW — RIGHT  
89 SIDE WINDOW — LEFT

**28**

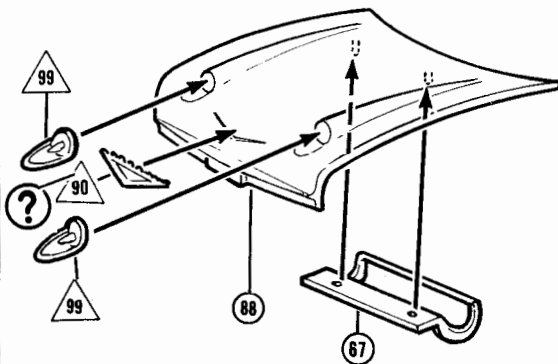
- 69 VENT DUCT — LEFT  
70 FENDER WELL — LEFT  
71 VENT DUCT — RIGHT  
72 FENDER WELL — RIGHT  
83 RADIATOR

**29**

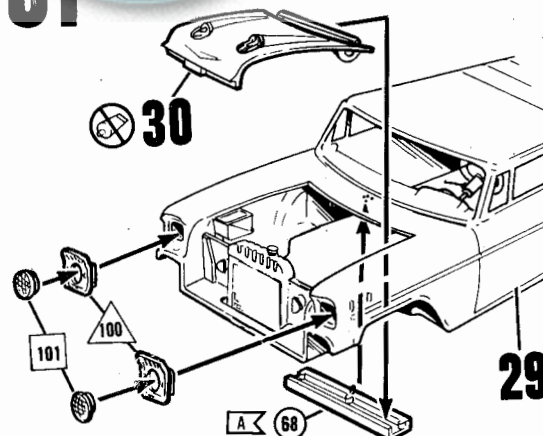
- 84 BATTERY  
85 HORN — RIGHT  
86 HORN — LEFT  
107 HEATER

**30**

- 67 HOOD HINGE  
88 HOOD  
90 HOOD EMBLEM (CHROME)  
99 HOOD ORNAMENTS (2 PARTS) (CHROME)

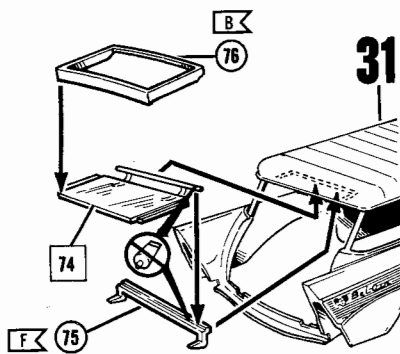
**31**

- 68 HOOD HINGE RETAINER  
100 HEADLIGHT HOUSINGS (2 PARTS) (CHROME)  
101 HEADLIGHT LENSES (2 PARTS) (CLEAR)

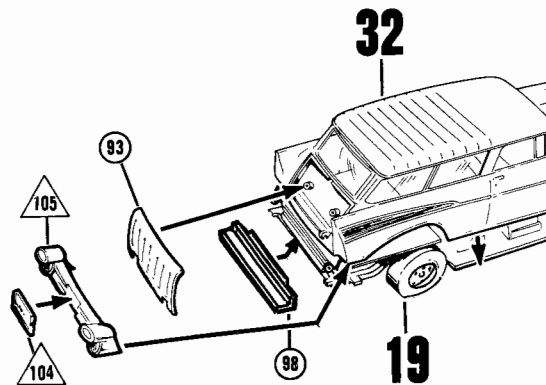


**32**

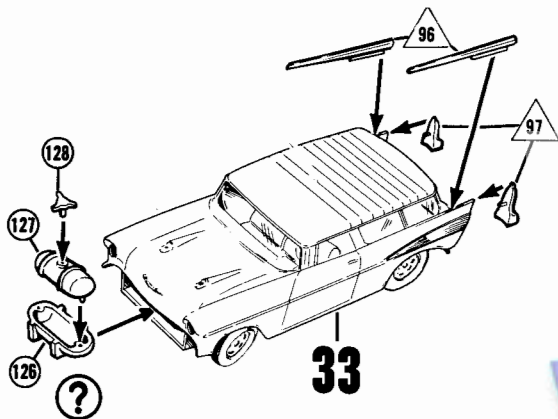
- 74 UPPER TAILGATE WINDOW AND HINGE  
75 UPPER TAILGATE HINGE RETAINER  
76 UPPER TAILGATE FRAME

**33**

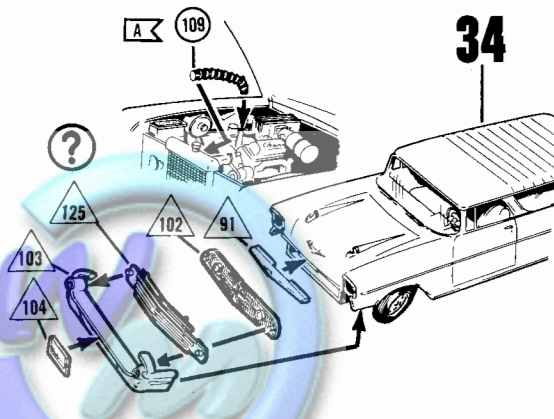

- 93 TAILGATE LOWER  
98 DUST SHIELD  
104 LICENSE PLATE (CHROME)  
105 REAR BUMPER (CHROME)

**34**

- 96 FENDER TRIM (2 PARTS) (CHROME)  
97 TAIL LIGHT HOUSING AND TRIM (2 PARTS) (CHROME)  
126 MOON FUEL TANK — BASE  
127 MOON FUEL TANK — TOP  
128 CAP

**35**

- 91 GRILLE TOP BAR (CHROME)  
102 GRILLE (CHROME)  
103 FRONT BUMPER (CHROME)  
104 LICENSE PLATE (CHROME)  
109 RADIATOR HOSE  
125 CUSTOM TUBULAR BAR GRILLE (CHROME)

**36**

PARTS NOT USED  
PIECES NON UTILISEES  
PARTES NO USADAS

